

HYDRON MODULE
BRAND GUIDE

WHAT'S INSIDE

2

FONT USAGE

3

BRAND COLORS

6

LOGO VERSIONS

7

LOGO SIZING

8

LOGO COLORS

9

LOGO USAGE

FONT USAGE

For large headings, Hydron Module uses Vegur Light. It is a clean, geometric, highly legible sans serif typeface very well suited for any display and text use. This is paired with Roboto Bold for any subheadings, making for a strong contrast in weights and allowing for important information to be prominent.

For body text, Chaparral Pro Regular is used. However when calling out important information or quotes, using Semibold and Semibold Italic are also acceptable.

Heading

Vegur Light

ABCDEFGHIJKLMNOPQRSTUVWXYZ

abcdefghijklmnopqrstuvwxyz

0123456789

Subheading

VEGUR BOLD

ABCDEFGHIJKLMNOPQRSTUVWXYZ

abcdefghijklmnopqrstuvwxyz

0123456789

Body

CHAPARRAL PRO REGULAR

ABCDEFGHIJKLMNOPQRSTUVWXYZ

abcdefghijklmnopqrstuvwxyz

0123456789

CHAPARRAL PRO SEMIBOLD

ABCDEFGHIJKLMNOPQRSTUVWXYZ

abcdefghijklmnopqrstuvwxyz

0123456789

CHAPARRAL PRO SEMIBOLD ITALIC

ABCDEFGHIJKLMNOPQRSTUVWXYZ

abcdefghijklmnopqrstuvwxyz

0123456789

BRAND COLORS

Primary



Hydron Blue

PMS Coated 8205 C

HTML #3d6e84

RGB 61, 110, 132

CMYK 80, 48, 36, 10



Black


PMS Coated Black C

HTML #000000

RGB 0, 0, 0

CMYK 0, 0, 0, 100

Secondary (accent / complimentary)




Hydron Red

PMS Coated 492 C

HTML #8d3030

RGB 141, 48, 48

CMYK 29, 89, 80, 29



Light Gray

PMS Coated (5%) Black C


HTML #f1f2f2

RGB 241, 242, 242

CMYK 0, 0, 0, 5


BRAND COLORS

Approved Color Block Pairings



BRAND COLORS

Approved Text Color/Block Pairings



LOGO VERSIONS


PRIMARY



Full Color Gradient



Two Color Flat



One Color Outline

SECONDARY - TAGLINE

Pure and Simple[™]

Hydron Module Tagline




Pure and Simple[™]

Example of Logo with Tagline

LOGO SIZING

Lockup Version




The Lockup version should be used in almost all cases where it is necessary to brand something as Hydron Module. The Lockup version should be used in all cases except when the use of a gradient is not possible. Only then should flat color options be used. The Lockup version should never appear smaller than 1.2" wide for legibility.

Minimum Sizing



Minimum size 1.2" wide

Clearance



The Lockup version should always be surrounded by white space equal to the width of the symbol (represented by "X" in the diagram). "X" is equal to the width of the letter "N" in "Hydron" in the Lockup version. You may use white space greater than "X", but you should never use less. All other design elements should be clear of this space.

LOGO COLORS




LOGO USAGE

The Hydron Module logo elements should always be used as is. Do not modify it in any way. Typography, proportions, or colors must remain unchanged. Below are examples of ways the Hydron Module logo may **NOT** be used.


DO NOT distort proportions when sizing



DO NOT rearrange components



DO NOT rotate



DO NOT combine with other graphics



DO NOT use on complex or low contrast backgrounds



DO NOT change the typeface

